

Product Features:

- Wide range of working voltage (120~277VAC)
- Maximum load power 1200W
- IP65
- Apply to outdoor fixtures
- Built-in sunlight Sensor
- Built-in dimming function to easily adjust the luminance of fixtures
- The function can be set by IR remote controller
- Wide detection range and 10M maximum installation height
- 5 years warranty

Application :

Indoor and outdoor lighting fixtures, lighting fixture system, Electrical control box

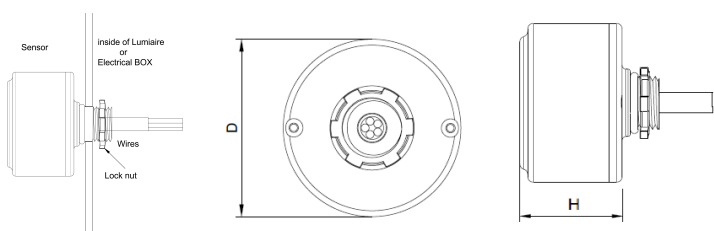
Certificate :

UL E348511 @UL773A

Specifications:

Input voltage	120-277Vac 50/60Hz 120VAC 50/60Hz 5A LED Driver 277VAC 50/60Hz 3A LED Driver
Rated load	120VAC 50/60Hz 800W Standard Ballast / Tungsten 277VAC 50/60Hz 1200W Standard Ballast / Tungsten
Detection area	Max 10M installation heights. Max 16M coverage areas
Hold time	5s / 2min / 5min
Sensor principle	Microwave motion detector
Microwave frequency	5.8G±75MHz,ISM wave band
Detection angle	150°(wall installation),360°(Ceiling installation)
Motion detection	0.5~3m/s
Operating temperature	-35C°~60C°
IP RATING	IP65

Dimension Install :



Mounting thread: 1/2"-14T NPS H=38.5mm D=61.5mm



Model: MMS-R

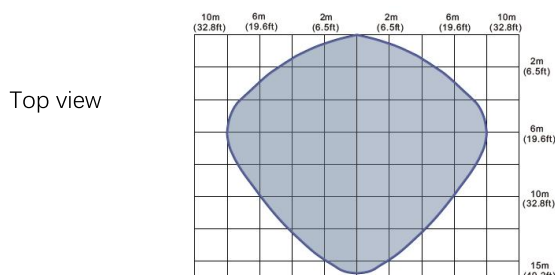


Model: MMS-RC
(Sold Separately)



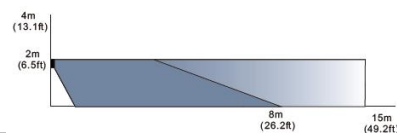
Coverage area :

Wall mount



Top view

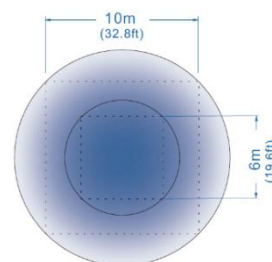
Vertical view



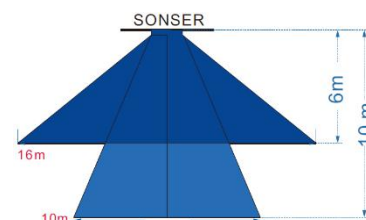
Ceiling mount

Top view

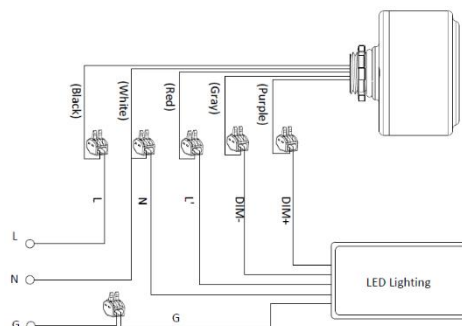
Height:10m














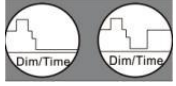
Vertical view



Wiring diagram :



Function description of remote control: (MMS-RC Sold Separately)

 <p>MMS-RC</p>		Hibernation - the sensor stops working and goes into hibernation. Press any other key to re-enter the working state		
		Long Distance+ 0%/100%+2min		Long Distance+ 20%/100%+2min
		Duration time setting		Test button 6S
		Microwave mode / Microwave setting		Cancel timer mode
		Fixed mode / Luminance setting		Sensitivity setting of microwave sensor
		Timer mode setting		Time Bucket mode1,2

Sensor sensitivity Setting:

1. Long Distance--The Max detection distance of microwave sensor is 15M.
2. Near Distance-- The Max detection distance of microwave sensor is 5M.

Duration time setting:

1. 5S lasting time.
2. 2min lasting time.
3. 5min lasting time.

Microwave mode / Microwave setting:

1. 0%-100% button-- No motion was detected continuously, the light will turn off after the duration time (5S/2min/5min), and the light will remain 100% luminance if motion is detected.
2. 20%-100% button-- No motion detected continuously, the light luminance will drop to 20% after the duration time (5S/2min/5min), and the light will remain 100% luminance if motion is detected.
3. 50%-100% button-- No motion detected continuously, the light luminance will drop to 50% after the duration time (5S/2min/5min), and the light will remain 100% luminance if motion is detected.

Fixed mode / Luminance setting:

1. 30% button-- The light stays at 30% luminance and turns off when the environment is bright
2. 60% button-- The light stays at 60% luminance and turns off when the environment is bright
3. 100% button-- The light stays at 100% luminance and turns off when the environment is bright

Time Bucket mode 1: 

The luminance of the light changes with the time bucket. The internal timer starts timing or reset with the ambient luminance under working conditions. The luminance is 70% in 0.5H, 100% in 3.5H, 70% in 4.5H, and 50% in 5.5H. Then turn off the light when the luminance is 20% until the environment is bright.

Time Bucket mode 2: 

The luminance of the light changes with the time bucket. The internal timer starts timing or reset with the ambient luminance under working conditions. The luminance is 70% in 0.5H, 100% in 3.5H, 70% in 4.5H, 50% in 5.5H, 20% in 10H, Then turn off the light when the luminance is 70% until the environment is bright.

Timing mode: 

1. The internal timer starts timing or reset with the ambient luminance under working conditions, Turn off the lights after 3H
2. The internal timer starts timing or reset with the ambient luminance under working conditions, Turn off the lights after 6H
3. The internal timer starts timing or reset with the ambient luminance under working conditions, Turn off the lights after 9H

Cancel timing mode: 

Timing mode 3H / 6H / 9H Failure.

Test button: 

TEST-Press the button, the red indicator light is on, keep 10% brightness for 1S then entering the induction state,after sense the movement of the object,the light brightness turn to 100%. After testing for 6S,the test mode is automatically exited, and the red indicator light is off.

Remark:

1. Time Bucket mode/fixed mode/microwave mode can only be activated in one mode at the same time. Timing mode can be superimposed with Time Bucket mode/fixed mode/microwave mode, the lights turn off when the timing time up.
2. The photocell is always active in the non-sleep state. When the ambient luminance is dark or the infrared light is weak, the set working mode enters the active state and starts working. When the ambient luminance is brighter or the infrared is stronger, the set working mode is disabled and the light stops working.
3. Timing mode and Time bucket mode are not suitable for use in environments where there is no day or night transition.