

LWP4-30W

Descriptions

The LWP4 is a traditionally designed LED Wall Pack ideal for commercial areas such as retail centers, loading docks, or warehouses. Its low power consumption makes it a perfect choice for customers looking to upgrade technology while keeping the same classic motif. UL listed for Wet Locations. DLC Premium Listed.

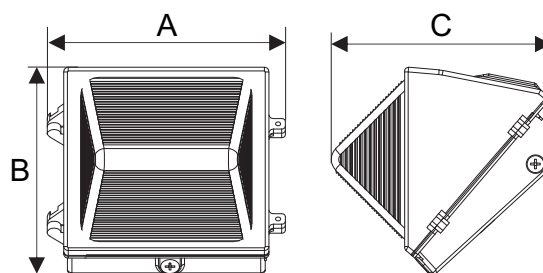


LWP4-30W-CW

General Specifications

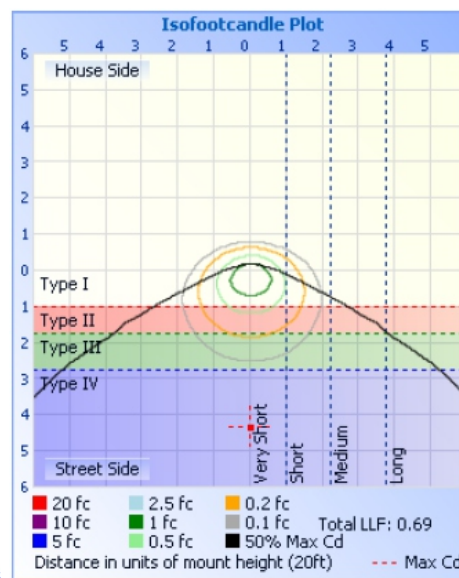
	Spec	LWP4-30W-CW
Electrical	Input Voltage	120~277V
	Input Power	30W
	Power Factor	> 0.9
Light Output	Total Lumens	4132 lm
	Efficacy	138 lm/W
	CRI	80
	Color Temp.	5000K
	BUG	B1-U3-G3
	Distribution Type	TYPE IV Distribution
Physical	Equivalent	150W
	Housing	ADC12 Die Cast Aluminum
	Finish	UV Resistant Bronze Powder Coat Finish
	Lens Material	Prismatic borosilicate molded lens with weatherproof gasket
	Ambient Operating Temp	-40°C / -40°F to 40°C / 104°F
	Mount	Wall Mount
Other	Net Weight	2.12 KG
	Certification	cULus E335594; DLC Premium
	DLC Product ID	PL4G9E3QS7XD

Dimensions



A x B x C: 10-1/4" x 8-15/16" x 9-1/2"

Photometrics



- ▶ LED Brand: **Philips Lumileds**
- ▶ Lifespan: **50,000 hrs**
- ▶ Warranty: **5 Year Limited Warranty**
- ▶ **UL listed for Wet Location**
- ▶ Beam Angle: **110°**
- ▶ Photocell Optional



Item No.

Description

Std. Pkg.

LWP4-30W-CW

LED WALL PACK 30W 120~277V 5000K CW - BRONZE

4



LWP4-50W

Descriptions

The LWP4 is a traditionally designed LED Wall Pack ideal for commercial areas such as retail centers, loading docks, or warehouses. Its low power consumption makes it a perfect choice for customers looking to upgrade technology while keeping the same classic motif. UL listed for Wet Locations. DLC Premium Listed.

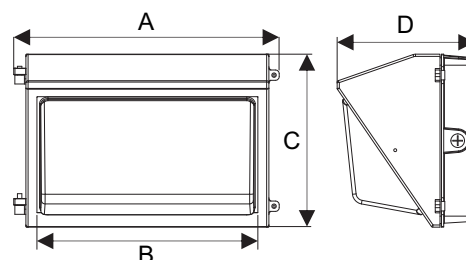


LWP4-50W-CW

General Specifications

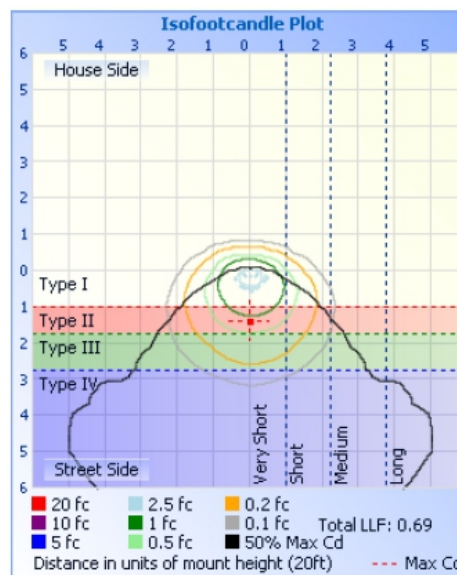
	Spec	LWP4-50W-CW
Electrical	Input Voltage	120~277V
	Input Power	50W
	Power Factor	> 0.9
Light Output	Total Lumens	7028 lm
	Efficacy	145 lm/W
	CRI	80
	Color Temp.	5000K
	BUG	B1-U4-G4
	Distribution Type	TYPE IV Distribution
Physical	Equivalent	175W
	Housing	ADC12 Die Cast Aluminum
	Finish	UV Resistant Bronze Powder Coat Finish
	Lens Material	Prismatic borosilicate molded lens with weatherproof gasket
	Ambient Operating Temp	-40°C / -40°F to 40°C / 104°F
	Mount	Wall Mount
Other	Net Weight	3.2 KG
	Certification	cULus E335594; DLC Premium
	DLC Product ID	PLC215EOJD37

Dimensions



A x B x C x D:
14-3/16" x 11-13/16" x 9-5/16" x 7-3/8"

Photometrics



- ▶ LED Brand: **Philips Lumileds**
- ▶ Lifespan: **50,000 hrs**
- ▶ Warranty: **5 Year Limited Warranty**
- ▶ **UL listed for Wet Location**
- ▶ Beam Angle: **105°**
- ▶ Photocell Optional



Item No.	Description	Std. Pkg.
LWP4-50W-CW	LED WALL PACK 50W 120~277V 5000K CW - BRONZE	1



LWP4-80W



LWP4-80W-CW

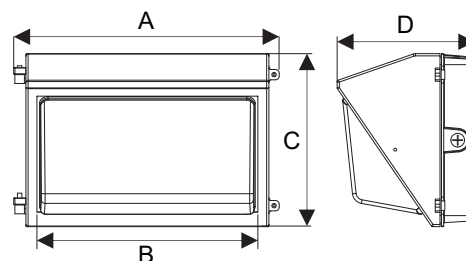
Descriptions

The LWP4 is a traditionally designed LED Wall Pack ideal for commercial areas such as retail centers, loading docks, or warehouses. Its low power consumption makes it a perfect choice for customers looking to upgrade technology while keeping the same classic motif. UL listed for Wet Locations. DLC Premium Listed.

General Specifications

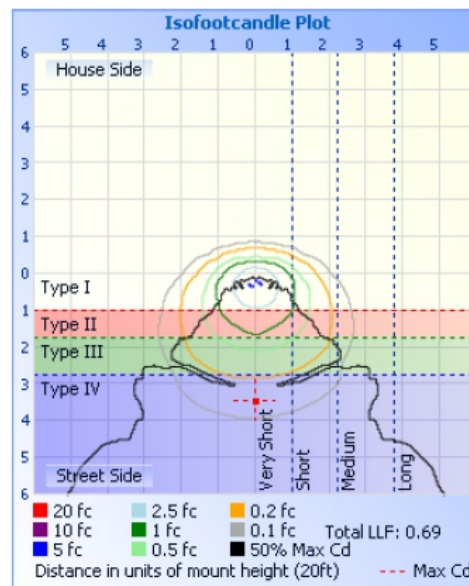
	Spec	LWP4-80W-CW
Electrical	Input Voltage	120~277V
	Input Power	80W
	Power Factor	> 0.9
Light Output	Total Lumens	11143 lm
	Efficacy	143 lm/W
	CRI	80
	Color Temp.	5000K
	BUG	B2-U5-G5
	Distribution Type	TYPE IV Distribution
Physical	Equivalent	250W
	Housing	ADC12 Die Cast Aluminum
	Finish	UV Resistant Bronze Powder Coat Finish
	Lens Material	Prismatic borosilicate molded lens with weatherproof gasket
	Ambient Operating Temp	-40°C / -40°F to 40°C / 104°F
	Mount	Wall Mount
Other	Net Weight	3.67 KG
	Certification	cULus E335594; DLC Premium
	DLC Product ID	P7SSKMJG

Dimensions



A x B x C x D:
14-3/16" x 11-13/16" x 9-5/16" x 7-3/8"

Photometrics



- ▶ LED Brand: **Philips Lumileds**
- ▶ Lifespan: **50,000 hrs**
- ▶ Warranty: **5 Year Limited Warranty**
- ▶ **UL listed for Wet Location**
- ▶ Beam Angle: **95°**
- ▶ Photocell Optional
- ▶ Dimmable to 10%



Item No.	Description	Std. Pkg.
LWP4-80W-CW	LED WALL PACK 80W 120~277V 5000K CW - BRONZE	1

