

LWP3 50W

Descriptions

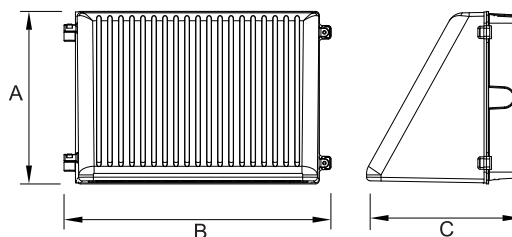
The LWP3 is an outdoor full cutoff LED wall pack that provides highly effective illumination for outdoor hotels, garages, warehouses, public spaces, schools and universities, and hospitals. The LWP3 Series LED wallpack housing is constructed of die cast aluminum, and features a ribbed forward housing for superior heat dissipation. The Type III polycarbonate lens is fully gasketed for weathertight protection. A 120V or 277V Photocell is optional. UL Listed for Wet Locations. DLC 5.1 Premium Listed.



General Specifications

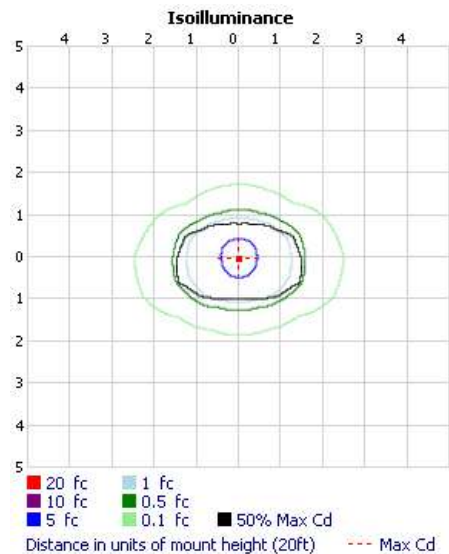
	Spec	LWP3-50W-CW
Electrical	Input Voltage	120~277V
	Wattage	50W
	Power Factor	> 0.9
Light Output	Total Lumens	6648 lm
	Efficacy	141 lm/W
	CRI	70+
	Color Temp.	5000K
	BUG	B3-U2-G1
	Distribution Type	TYPE III
Physical	Equivalent	175W
	Housing	Die Cast Aluminum
	Finish	UV Resistant Bronze Powder Coat Finish
	Lens Material	High Light Transmittance Polycarbonate Lens with Weatherproof Gasket
	Ambient Operating Temp	-40°C / -40°F to 40°C / 104°F
Other	Mount	Wall Mount
Other	Certification	cULus E335594; DLC 5.1 Premium

Dimensions



A x B x C:
50W: 9-1/4" x 14-1/3" x 8-1/16"

Photometrics



- ▶ Lifespan: **50,000 hrs**
- ▶ Beam Angle: **75° x 105°**
- ▶ Warranty: **5 Year Limited Warranty**
- ▶ Dimmable: **0-10V/PWM**
- ▶ **UL listed for Wet Location**
- ▶ Photocell Optional



PHILIPS
LUMILEDS



Item No.	Description	Std. Pkg.
LWP3-50W-CW	FULL CUTOFF LED WALLPACK 50W 120~277V 5000K COOL WHITE - BRONZE	1



LWP3 80W

Descriptions

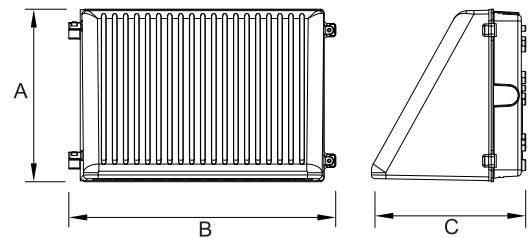
The LWP3 is an outdoor full cutoff LED wall pack that provides highly effective illumination for outdoor hotels, garages, warehouses, public spaces, schools and universities, and hospitals. The LWP3 Series LED wallpack housing is constructed of die cast aluminum, and features a ribbed forward housing for superior heat dissipation. The Type III polycarbonate lens is fully gasketed for weathertight protection. A 120V or 277V Photocell is optional. UL Listed for Wet Locations. DLC 5.1 Premium Listed.



General Specifications

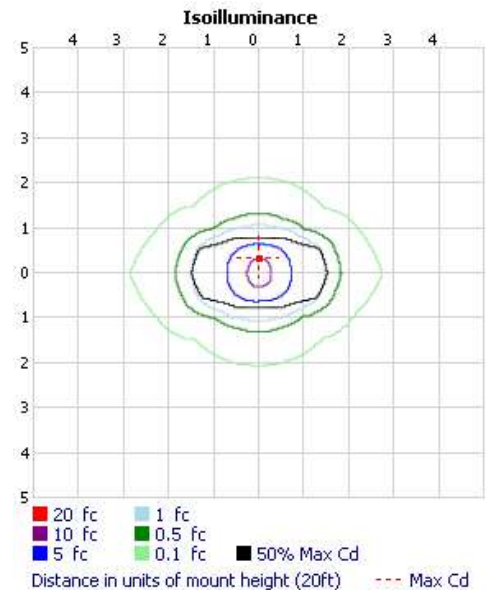
	Spec	LWP3-80W-CW
Electrical	Input Voltage	120~277V
	Wattage	80W
	Power Factor	> 0.9
Light Output	Total Lumens	10029 lm
	Efficacy	128 lm/W
	CRI	70+
	Color Temp.	5000K
	BUG	B3-U1-G2
	Distribution Type	TYPE III
Physical	Equivalent	250W
	Housing	Die Cast Aluminum
	Finish	UV Resistant Bronze Powder Coat Finish
	Lens Material	High Light Transmittance Polycarbonate Lens with Weatherproof Gasket
Other	Ambient Operating Temp	-40°C / -40°F to 40°C / 104°F
	Mount	Wall Mount
Other	Certification	cULus E335594; DLC 5.1 Premium

Dimensions



A x B x C:
80W: 9-1/4" x 14-1/3" x 8-1/16"

Photometrics



- ▶ Lifespan: **50,000 hrs**
- ▶ Beam Angle: **75° x 105°**
- ▶ Warranty: **5 Year Limited Warranty**
- ▶ Dimmable: **0-10V/PWM**
- ▶ **UL listed for Wet Location**
- ▶ Photocell Optional



Item No.	Description	Std. Pkg.
LWP3-80W-CW	FULL CUTOFF LED WALLPACK 80W 120~277V 5000K COOL WHITE - BRONZE	1

