

## LFL7-15W

### Descriptions

The LFL7 is a powerful LED Flood Light ideal for outdoor applications such as exterior building lighting, sign lighting, loading docks, or warehouses. Compared to traditional flood lighting, the slim design of these Ultra-Bright LED Flood Lights makes them lighter in weight, easy to install, and a very attractive upgrade to traditional flood lighting. UL listed for Wet Locations. DLC Premium Listed.

### General Specifications

	Spec	LFL7-15W-CW	LFL7-15W-WW
Electrical	Input Voltage	120~277V	
	Input Power	15W	
	Power Factor	> 0.9	
Light Output	Total Lumens	1751 lm	1675 lm
	Efficacy	121 lm/W	113 lm/W
	CRI	70+	70+
	Color Temp.	5000K	3000K
	BUG	B1-U1-G0	B1-U1-G0
	NEMA Type	7H x 6V Beam Spread	
	Equivalent	50W	50W
Physical	Housing	ADC12 Die Cast Aluminum	
	Finish	UV Resistant Bronze Powder Coat Finish	
	Lens Material	High Light Transmittance Polycarbonate Lens with Weatherproof Gasket	
	Ambient Operating Temp	-40°C / -40°F to 40°C / 104°F	
	Mount	Trunnion, 1/2" Adjustable Knuckle Mount	
	Net Weight	0.48 KG (T); 0.39 KG (KN)	
Other	Certification	cULus E335594; DLC Premium	

- ▶ LED Brand: **Philips Lumileds**
- ▶ Lifespan: **50,000 hrs**
- ▶ Warranty: **5 Year Limited Warranty**
- ▶ **UL listed for Wet Location**
- ▶ Beam Angle: **120° x 90°**

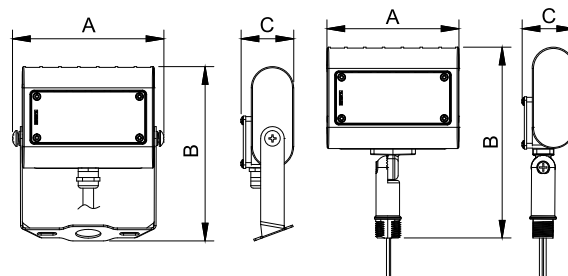


LFL7-15W-CW-T  
LFL7-15W-WW-T



LFL7-15W-CW-KN  
LFL7-15W-WW-KN

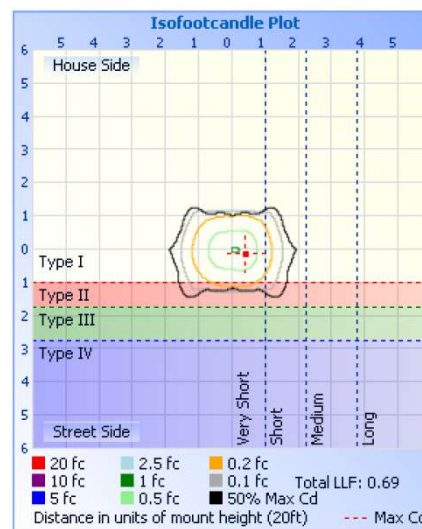
### Dimensions



T- A x B x C:  
5" x 5-13/16" x 1-3/4"

KN- A x B x C:  
4-2/5" x 6-3/8" x 1-3/4"

### Photometrics



PHILIPS  
LUMILEDS



Item No.	Description	Std. Pkg.
LFL7-15W-CW-T	SLIM LED FLOOD LIGHT W/TRUNNION 15W 120~277V 5000K CW - BRONZE	18
LFL7-15W-CW-KN	SLIM LED FLOOD LIGHT W/KNUCKLE 15W 120~277V 5000K CW - BRONZE	18
LFL7-15W-WW-T	SLIM LED FLOOD LIGHT W/TRUNNION 15W 120~277V 3000K WW - BRONZE	18
LFL7-15W-WW-KN	SLIM LED FLOOD LIGHT W/KNUCKLE 15W 120~277V 3000K WW - BRONZE	18



## LFL7-30W

### Descriptions

The LFL7 is a powerful LED Flood Light ideal for outdoor applications such as exterior building lighting, sign lighting, loading docks, or warehouses. Compared to traditional flood lighting, the slim design of these Ultra-Bright LED Flood Lights makes them lighter in weight, easy to install, and a very attractive upgrade to traditional flood lighting. UL listed for Wet Locations. DLC Premium Listed.

### General Specifications

	Spec	LFL7-30W-CW	LFL7-30W-WW
Electrical	Input Voltage	120~277V	
	Input Power	30W	
	Power Factor	> 0.9	
Light Output	Total Lumens	3976 lm	3837 lm
	Efficacy	130 lm/W	126 lm/W
	CRI	70+	70+
	Color Temp.	5000K	3000K
	BUG	B2-U2-G1	B2-U2-G1
	NEMA Type	7H x 6V Beam Spread	
Physical	Equivalent	100W	100W
	Housing	ADC12 Die Cast Aluminum	
	Finish	UV Resistant Bronze Powder Coat Finish	
	Lens Material	High Light Transmittance Polycarbonate Lens with Weatherproof Gasket	
Other	Ambient Operating Temp	-40°C / -40°F to 40°C / 104°F	
	Mount	Trunnion, 1/2" Adjustable Knuckle Mount	
	Net Weight	1.34 KG (T); 1.34 KG (KN)	
Other	Certification	cULus E335594; DLC Premium	

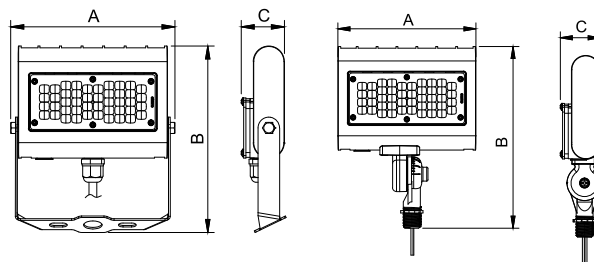


LFL7-30W-CW-T  
LFL7-30W-WW-T



LFL7-30W-CW-KN  
LFL7-30W-WW-KN

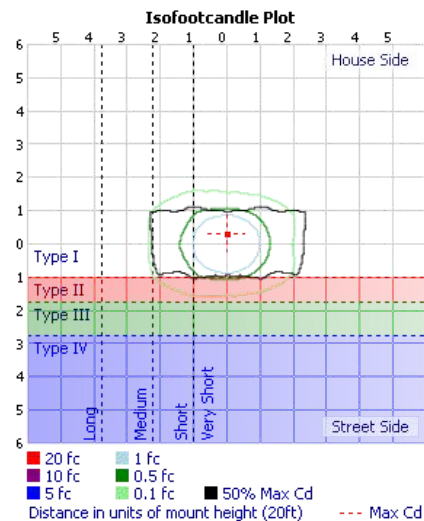
### Dimensions



T- A x B x C:  
7-1/2" x 8-1/2" x 2"

KN- A x B x C:  
6-7/8" x 9" x 2"

### Photometrics



- ▶ LED Brand: **Philips Lumileds**
- ▶ Lifespan: **50,000 hrs**
- ▶ Warranty: **5 Year Limited Warranty**
- ▶ **UL listed for Wet Location**
- ▶ Beam Angle: **120° x 90°**



PHILIPS LUMILEDS



Item No.	Description	Std. Pkg.
LFL7-30W-CW-T	SLIM LED FLOOD LIGHT W/TRUNNION 30W 120~277V 5000K CW - BRONZE	10
LFL7-30W-CW-KN	SLIM LED FLOOD LIGHT W/KNUCKLE 30W 120~277V 5000K CW - BRONZE	10
LFL7-30W-WW-T	SLIM LED FLOOD LIGHT W/TRUNNION 30W 120~277V 3000K WW - BRONZE	10
LFL7-30W-WW-KN	SLIM LED FLOOD LIGHT W/KNUCKLE 30W 120~277V 3000K WW - BRONZE	10



## LFL7-50W

### Descriptions

The LFL7 is a powerful LED Flood Light ideal for outdoor applications such as exterior building lighting, sign lighting, loading docks, or warehouses. Compared to traditional flood lighting, the slim design of these Ultra-Bright LED Flood Lights makes them lighter in weight, easy to install, and a very attractive upgrade to traditional flood lighting. UL listed for Wet Locations. DLC Premium Listed.



LFL7-50W-CW-T

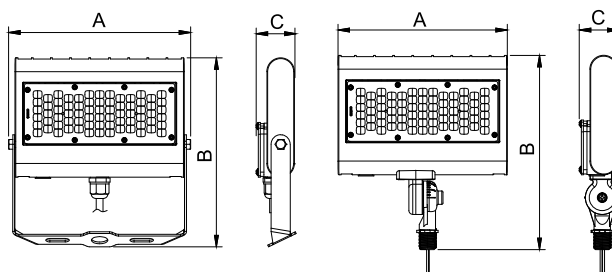


LFL7-50W-CW-KN

### General Specifications

	Spec	LFL7-50W-CW
Electrical	Input Voltage	120~277V
	Input Power	50W
	Power Factor	> 0.9
Light Output	Total Lumens	6652 lm
	Efficacy	133 lm/W
	CRI	70+
	Color Temp.	5000K
	BUG	B3-U2-G2
Physical	NEMA Type	7H x 6V Beam Spread
	Equivalent	175W
	Housing	ADC12 Die Cast Aluminum
	Finish	UV Resistant Bronze Powder Coat Finish
	Lens Material	High Light Transmittance Polycarbonate Lens with Weatherproof Gasket
	Ambient Operating Temp	-40°C / -40°F to 40°C / 104°F
Other	Mount	Trunnion, 1/2" Adjustable Knuckle Mount
	Net Weight	1.8 KG (T); 1.8 KG (KN)
Other	Certification	cULus E335594; DLC Premium

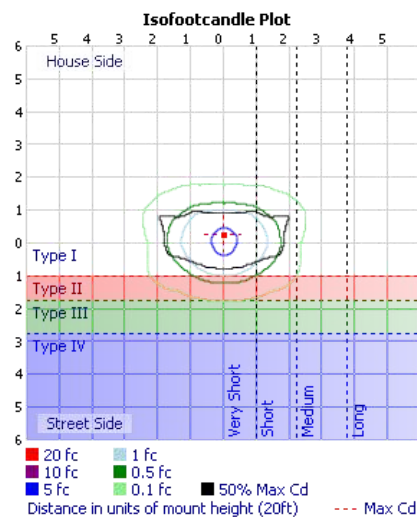
### Dimensions



T- A x B x C:  
 9-3/8" x 9-3/4" x 2"

KN- A x B x C:  
 8-11/16" x 10" x 2"

### Photometrics



- ▶ LED Brand: **Philips Lumileds**
- ▶ Lifespan: **50,000 hrs**
- ▶ Warranty: **5 Year Limited Warranty**
- ▶ **UL listed for Wet Location**
- ▶ Beam Angle: **120° x 90°**



Item No.	Description	Std. Pkg.
LFL7-50W-CW-T	SLIM LED FLOOD LIGHT W/TRUNNION 50W 120~277V 5000K CW - BRONZE	6
LFL7-50W-CW-KN	SLIM LED FLOOD LIGHT W/KNUCKLE 50W 120~277V 5000K CW - BRONZE	6

