

## AWC-LLHB4 SERIES - 150W

### Descriptions

The Linear LED High Bay Light Fixtures are perfect for indoor locations with high ceilings, such as open factory floors, transit stations, big box stores, and exhibition halls. All models have ADJUSTABLE COLOR TEMPERATURE (CCT) and ADJUSTABLE WATTAGE settings. Ranges from 110W (14,946 lumens) up to 220W (30,843 lumens). Set CCT levels to either 4000K, or 5000K. Additionally, all models are compatible with a motion sensor (sold separately). They are UL and DLC Premium Listed.

### General Specifications

	Spec	AWC-LLHB4-150W
Electrical	Input Voltage	120~277V
	Wattage	110W/130W/150W
	Power Factor	> 0.9
Light Output	Lumens	14946lm/17664lm/20381lm
	Efficacy	136 lm/W
	CRI	80+
	Color Temp.	4000K/5000K
	Equivalent	400W/400W/750W
Physical	Housing	Die Cast Aluminum
	Finish	White Powder Coat Finish
	Lens Material	Matte Lens
	Ambient Operating Temp	-30°C / -22°F to 50°C / 122°F
	Mount (Included)	3.4ft Adjustable Suspension Kit
Other	Certification	cULus E335594; DLC 5.1 Premium
	DLC Product ID	S-5F1X7R

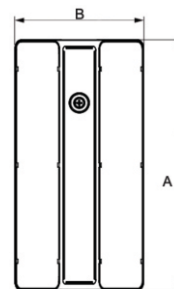


DMS1

DMS1-RC

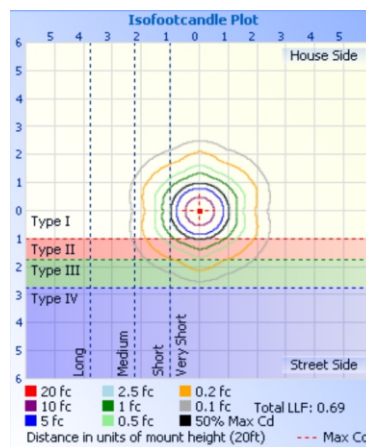
\*Motion Sensor / Remote Control (sold separately)

### Dimensions



A x B x C: 150W: 14-3/16" x 11" x 1-7/8"

### Photometrics



- ▶ Lifespan: **50,000 hrs**
- ▶ Beam Angle: **90°**
- ▶ Warranty: **5 Year Limited Warranty**
- ▶ Dimmable: **0-10V/PWM/VR**
- ▶ **UL listed for Damp Location**



Item No.	Description	Std. Pkg.
AWC-LLHB4-150W	AWC-LLHB4 LINEAR LED HIGH BAY, 150W 120~277V 4000/5000K	1
DMS1	DC MOTION SENSOR FOR AWC-LLHB4	1
DMS1-RC	REMOTE CONTROL FOR MOTION SENSOR DMS1	1



## AWC-LLHB4 SERIES - 220W

### Descriptions

The Linear LED High Bay Light Fixtures are perfect for indoor locations with high ceilings, such as open factory floors, transit stations, big box stores, and exhibition halls. All models have ADJUSTABLE COLOR TEMPERATURE (CCT) and ADJUSTABLE WATTAGE settings. Ranges from 110W (14,946 lumens) up to 220W (30,843 lumens). Set CCT levels to either 4000K, or 5000K. Additionally, all models are compatible with a motion sensor (sold separately). They are UL and DLC Premium Listed.

### General Specifications

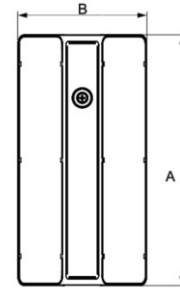
	Spec	AWC-LLHB4-220W
Electrical	Input Voltage	120~277V
	Wattage	180W/200W/220W
	Power Factor	> 0.9
Light Output	Lumens	25235lm/28039lm/30843lm
	Efficacy	140 lm/W
	CRI	80+
	Color Temp.	4000K/5000K
	Equivalent	750W/750W/1000W
Physical	Housing	Die Cast Aluminum
	Finish	White Powder Coat Finish
	Lens Material	Matte Lens
	Ambient Operating Temp	-30°C / -22°F to 50°C / 122°F
	Mount (Included)	3.4ft Adjustable Suspension Kit
Other	Certification	cULus E335594; DLC 5.1 Premium
	DLC Product ID	S-DMKHS4



DMS1 DMS1-RC

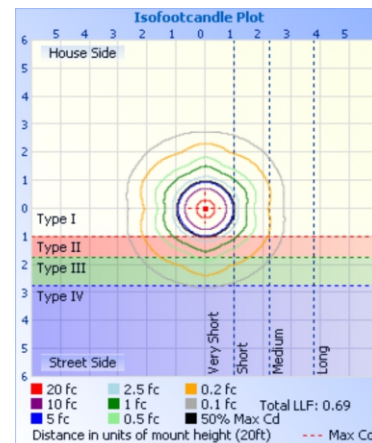
\*Motion Sensor / Remote Control (sold separately)

### Dimensions



A x B x C:   
 220W: 23-1/16" x 11-7/8" x 1-7/8"

### Photometrics



- ▶ Lifespan: **50,000 hrs**
- ▶ Beam Angle: **90°**
- ▶ Warranty: **5 Year Limited Warranty**
- ▶ Dimmable: **0-10V/PWM/VR**
- ▶ **UL listed for Damp Location**



Item No.	Description	Std. Pkg.
AWC-LLHB4-220W	AWC-LLHB4 LINEAR LED HIGH BAY, 150W 220~277V 4000/5000K	1
DMS1	DC MOTION SENSOR FOR AWC-LLHB4	1
DMS1-RC	REMOTE CONTROL FOR MOTION SENSOR DMS1	1

