

NEW AWC-LFL11 SERIES

PRODUCT FEATURES

- ▶ UL Listed for Wet Location
- ▶ Die Cast Aluminum Housing
- ▶ UV Resistant Bronze Powder Coat Finish
- ▶ Tempered Glass Lens with Weatherproof Gasket
- ▶ 7H x 7V NEMA Type (30W/60W/100W) TYPE VS Distribution (150W/300W)
- ▶ Ambient Operating Temp: -40°C / -40°F to 40°C / 104°F
- ▶ 50,000 Life Hours
- ▶ Adjustable Wattage & CCT
- ▶ Built-In Photocell With ON/OFF Switch
- ▶ 0-10V/PWM/VR Dimmable
- ▶ 5 Year Limited Warranty

CERTIFICATES



SCAN FOR MORE INFO



AWC-LFL11-30W-KN




AWC-LFL11-60W-KN




AWC-LFL11-100W-KN




AWC-LFL11-100W-YK



AWC-LFL11-150W



AWC-LFL11-300W



Catalog No.	Voltage	System Wattage	Adj. Color Temp.	Lumens	Wattage Equiv.
AWC-LFL11-30W-P-KN	120~277V	10W/ 20W/ 30W	3000K/ 4000K/ 5000K	1,252 lm/ 2,505 lm/ 3,757 lm	50W/ 70W/ 100W MH
AWC-LFL11-60W-P-KN		40W/ 50W/ 60W		4,953 lm/ 6,191 lm/ 7,429 lm	150W/ 175W MH
AWC-LFL11-100W-P-KN		50W/ 80W/ 100W		6,629 lm/ 10,606 lm/ 13,257 lm	175W/ 250W/ 400W MH
AWC-LFL11-100W-P-YK		50W/ 80W/ 100W		6,629 lm/ 10,606 lm/ 13,257 lm	175W/ 250W/ 400W MH
AWC-LFL11-150W-P		80W/ 100W/ 150W		10,332 lm/ 12,915 lm/ 19,372 lm	250W/ 400W/ 750W MH
AWC-LFL11-300W-P		200W/ 240W/ 300W		26,479 lm/ 31,774 lm/ 39,718 lm	750W/ 1,000W MH

ACCESSORIES FOR 150W/300W Sold Separately



LFL11-T



LFL11-SF



LFL11-PM



LFL11-YK-150
(For 150W)
LFL11-YK-300
(For 300W)



SFPMA
Pair with LFL10-SF/LFL11-SF
for fully adjustable post mount.
Does not mount to LFL11 fixture



RTA180HZ2



RTA90HZ4

Fit on 2-3/8" Round Pole



WMT90

Wall Mount Bracket



4RPVT



5RPVT

Fit on 4" / 5" Round Pole



4STVT



4ST180HZ2



4ST90HZ2



4ST90HZ3



4ST90HZ4

Fit on 4" Square Pole

Pole Top Tenon Adapters for use with Slip Fitter mounted fixtures only (ex. LFL10-SF/LFL11-SF)