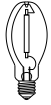
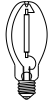


Flood Lights



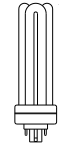
Cat. No. : **HFL1-HPS70** **120V**
 Ballast : 120V NPF
 Lamp : High-Pressure Sodium (HPS) 70W,
 6400 Lumens, 22 CRI Color Rendition



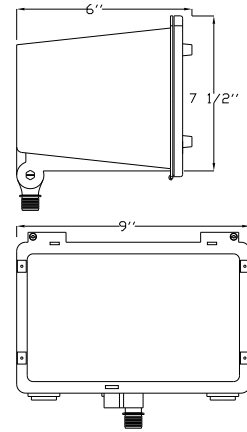
Cat. No. : **HFL1-HPS150** **120V**
 Ballast : 120V NPF
 Lamp : High-Pressure Sodium (HPS) 150W,
 16000 Lumens, 22 CRI Color Rendition



Cat. No. : **HFL1-MH70** **120~277V**
 Ballast : 120/208/240/277V
 Quad Tap HX Ballast MPF
 Lamp : Metal Halide (MH) 70W,
 5040 Lumens, 65 CRI Color Rendition



Cat. No. : **HFL1-PL42** **120/227V**
 Ballast : 120/277V Electronic
 Lamp : PL42 (4-Pin, GX24Q-4 Socket) 42W,
 3000 Lumens, 82 CRI Color Rendition

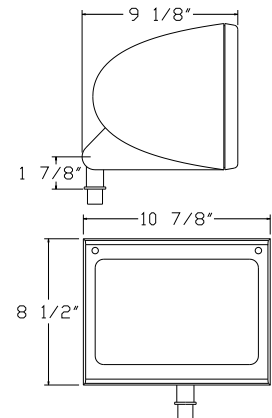


Features:

- Tempered Clear Glass Lens
- Cast Aluminum Housing
- Textured Bronze Finish
- Hinged Front Housing for Easy Relamping
- Medium-Base Socket for HPS and MH Models
- Adjustable Knuckle
- Lamp Included in all Models
- Suitable for Wet Locations



Cat. No. : **HFL3-MH175-PS** (Pulse Start)
***HFL3-MH175** **120~277V**
 Ballast : 120/208/240/277V
 Quad CWA HPF
 Lamp : Metal Halide (MH) 175W,
 11700 Lumens, 65 CRI Color Rendition



Features:

- **Round Back**
- Tempered Clear Glass Lens
- Cast Aluminum Housing
- Textured Bronze Finish
- Hinged Front Housing for Easy Relamping
- Medium-Base Socket
- Adjustable Knuckle
- Lamp Included
- Suitable for Wet Locations



*While Supplies Last

Disclaimer: Shape, Design, and Finish may change without prior notice.