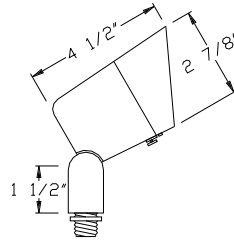


Directional Lights

CAST BRASS



Shown In
Antique Brass



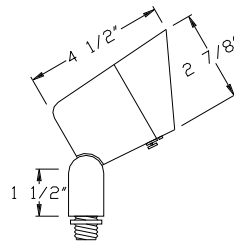
  **B126**

- Cast Brass
- 12 Volts
- MR16 20W Lamp Included (50W Max.)
- Convex Tempered Glass Lens
- GS-85 PVC Spike
- CO-3 Connector

► **Finishes:**

- Antique Brass
- Antique Bronze
- Architectural Bronze
- Aged (Acid) Green

Stainless Steel



  **SS126**

- Stainless Steel
- 12 Volts
- MR16 20W Lamp Included (50W Max.)
- Convex Tempered Glass Lens
- GS-85 PVC Spike
- CO-3 Connector

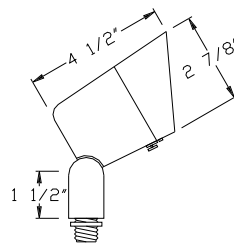
► **Finish:**

- Stainless Steel

Cast Aluminum



Shown In
Rust



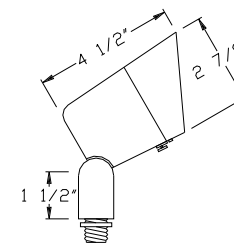
  **S126**

- Cast Aluminum
- 12 Volts
- MR16 20W Lamp Included (50W Max.)
- Convex Tempered Glass Lens
- GS-85 PVC Spike
- CO-3 Connector

► **Powder Coat Finishes:**

- Black
- Bronze
- Rust
- Green
- Verde Green
- Sand

FIBERGLASS



  **FG126**

- Fiberglass
- 12 Volts
- MR16 20W Lamp Included (20W Max.)
- Convex Tempered Glass Lens
- GS-85 PVC Spike
- CO-3 Connector

► **Color:**

- Bronze



Optional MR16-3W-LED-BP Upgrade (3W Equivalent to 20W), Sold Separately

Disclaimer: Shape, Design, and Finish may change without prior notice.