

INDUSTRIAL

FITTINGS
CROSS
REFERENCE



INDUSTRIAL FITTINGS CROSS REFERENCE
















Image	Orbit #	Trade Size	O-Z Gedney	Crouse-Hinds	ABB
Rigid Connectors and Couplings					
 STEEL	RS-50	1/2"	SNTC-50	-	8125
	RS-75	3/4"	SNTC-75	-	8225
	RS-100	1"	SNTC-100	-	8325
	RS-125	1-1/4"	SNTC-125	-	8425
	RS-150	1-1/2"	SNTC-150	-	8525-TB
	RS-200	2"	SNTC-200	-	8625
 STEEL	RSC-50	1/2"	SNTCC-50	-	8124
	RSC-75	3/4"	SNTCC-75	-	8224
	RSC-100	1"	SNTCC-100	-	8324-TB
	RSC-125	1-1/4"	SNTCC-125	-	8424
	RSC-150	1-1/2"	SNTCC-150	-	8524
	RSC-200	2"	SNTCC-200	-	8624
 STEEL	RT-50	1/2"	NTC-50	CPR1US	-
	RT-75	3/4"	NTC-75	CPR2US	-
	RT-100	1"	NTC-100	CPR3US	-
	RT-125	1-1/4"	NTC-125	CPR4US	-
	RT-150	1-1/2"	NTC-150	CPR5US	-
	RT-200	2"	NTC-200	CPR6US	-
 MALLEABLE IRON	MRT-50	1/2"	NTC-50	CPR1	8121
	MRT-75	3/4"	NTC-75	CPR2	8221
	MRT-100	1"	NTC-100	CPR3	8321
	MRT-125	1-1/4"	NTC-125	CPR4	8421
	MRT-150	1-1/2"	NTC-150	CPR5	8521
	MRT-200	2"	NTC-200	CPR6	8621
	MRT-250	2-1/2"	NTC-250	CPR7	8721
	MRT-300	3"	NTC-300	CPR8	8821
	MRT-350	3-1/2"	NTC-350	CPR9	8851
	MRT-400	4"	NTC-400	CPR10	8971
 STEEL	RTC-50	1/2"	NTCC-50	CPR21US	-
	RTC-75	3/4"	NTCC-75	CPR22US	-
	RTC-100	1"	NTCC-100	CPR23US	-
	RTC-125	1-1/4"	NTCC-125	CPR24US	-
	RTC-150	1-1/2"	NTCC-150	CPR25US	-
 MALLEABLE IRON	MRTC-50	1/2"	NTCC-50	CPR21	8120
	MRTC-75	3/4"	NTCC-75	CPR22	8220
	MRTC-100	1"	NTCC-100	CPR23	8320
	MRTC-125	1-1/4"	NTCC-125	CPR24	8420
	MRTC-150	1-1/2"	NTCC-150	CPR25	8520
	MRTC-200	2"	NTCC-200	CPR26	8620
	MRTC-250	2-1/2"	NTCC-250	CPR27	8720
	MRTC-300	3"	NTCC-300	CPR28	8820
	MRTC-350	3-1/2"	NTCC-350	CPR29	8850
	MRTC-400	4"	NTCC-400	CPR30	8970
 MALLEABLE IRON	MR3C-50	1/2"	EC-50	190M	675
	MR3C-75	3/4"	EC-75	191	676
	MR3C-100	1"	EC-100	192	677
	MR3C-125	1-1/4"	EC-125	193	678
	MR3C-150	1-1/2"	EC-150	194	679
	MR3C-200	2"	EC-200	195	680-TB
	MR3C-250	2-1/2"	EC-250	196	681
	MR3C-300	3"	EC-300	197	682
	MR3C-350	3-1/2"	EC-350	198	683
	MR3C-400	4"	EC-400	199	684
 MALLEABLE IRON	MSE90-50	1/2"	LMF90-50	EL196	4290
	MSE90-75	3/4"	LMF90-75	EL296	4291
	MSE90-100	1"	LMF90-100	EL396	4292
 STEEL	SRLTC-50	1/2"	ST-50F	LTR50	5272
	SRLTC-75	3/4"	ST-75F	LTR75	5273
	SRLTC-100	1"	ST-100F	LTR100	5274
	SRLTC-125	1-1/4"	ST-125F	LTR125	5275
	SRLTC-150	1-1/2"	ST-150F	LTR150	5276
	SRLTC-200	2"	ST-200F	LTR200	5277

Image	Orbit #	Trade Size	O-Z Gedney	Crouse-Hinds	ABB
Watertight Hubs					
 MALLEABLE IRON	MWHG-50	1/2"	HUB-50B	MHUB1	401
	MWHG-75	3/4"	HUB-75B	MHUB2	402
	MWHG-100	1"	HUB-100B	MHUB3	403-TB
	MWHG-125	1-1/4"	HUB-125B	MHUB4	-
	MWHG-150	1-1/2"	HUB-150B	MHUB5	-
	MWHG-200	2"	HUB-200B	MHUB6	-
	MWHG-250	2-1/2"	HUB-250B	MHUB7	407
	MWHG-300	3"	HUB-300B	MHUB8	408
	MWHG-350	3-1/2"	HUB-350B	MHUB9	409
	MWHG-400	4"	HUB-400B	MHUB10	410-TB
 ZINC DIE CAST	WHG-50	1/2"	HUBG-50DN	CHG1	H050GR-C
	WHG-75	3/4"	HUBG-75DN	CHG2	H075GR-C
	WHG-100	1"	HUBG-100DN	CHG3	H100GR-C
	WHG-125	1-1/4"	HUBG-125DN	CHG4	H125GR-C
	WHG-150	1-1/2"	HUBG-150DN	CHG5	H150GR-C
	WHG-200	2"	HUBG-200DN	CHG6	H200GR-C
	WHG-250	2-1/2"	HUBG-250DN	CHG7	H250GR-C
	WHG-300	3"	HUBG-300DN	CHG8	H300GR-C
	WHG-350	3-1/2"	HUBG-350DN	CHG9	H350GR-C
	WHG-400	4"	HUBG-400DN	CHG10	H400GR-C
 ZINC DIE CAST	WH-50	1/2"	HUB-50DN	CHB1	H050-TB
	WH-75	3/4"	HUB-75DN	CHB2	H075-TB
	WH-100	1"	HUB-100DN	CHB3	H100-TB
	WH-125	1-1/4"	HUB-125DN	CHB4	H125-TB
	WH-150	1-1/2"	HUB-150DN	CHB5	H150-TB
	WH-200	2"	HUB-200DN	CHB6	H200-TB
	WH-250	2-1/2"	HUB-250DN	CHB7	H250-TB
	WH-300	3"	HUB-300DN	CHB8	H300-TB
	WH-350	3-1/2"	HUB-350DN	CHB9	H350-TB
	WH-400	4"	HUB-400DN	CHB10	H400-TB
Rigid Conduit Bushings					
 STEEL	RB-50/38	1/2" to 3/8"	320-R	RE1308	600-TB
	RB-75/50	3/4" to 1/2"	321-R	RE21	601-TB
	RB-100/50	1" to 1/2"	323-R	RE31	602-TB
	RB-100/75	1" to 3/4"	322-R	RE32	603-TB
	RB-125/50	1-1/4" to 1/2"	324-R	RE41	604-TB
	RB-125/75	1-1/4" to 3/4"	325-R	RE42	605-TB
	RB-125/100	1-1/4" to 1"	326-R	RE43	606-TB
	RB-150/50	1-1/2" to 1/2"	330-R	RE51	RB-151
	RB-150/75	1-1/2" to 3/4"	329-R	RE52	RB-152
	RB-150/100	1-1/2" to 1"	328-R	RE53	RB-153
	RB-150/125	1-1/2" to 1-1/4"	327-R	RE54	RB-154
	RB-200/50	2" to 1/2"	335-R	RE61	RB-161
	RB-200/75	2" to 3/4"	334-R	RE62	RB-162
	RB-200/100	2" to 1"	333-R	RE63	RB-163
	RB-200/125	2" to 1-1/4"	332-R	RE64	RB-164
	RB-200/150	2" to 1-1/2"	331-R	RE65	RB-165
 MALLEABLE IRON	RB-250/200	2-1/2" to 2"	336-R	RE76	1255
	RB-300/200	3" to 2"	341-R	RE86	RB-186
	RB-300/250	3" to 2-1/2"	342-R	RE87	1256
	RB-350/250	3-1/2" to 2-1/2"	350-R	RE97	-
	MRB-350/300	3-1/2" to 3"	349-R	RE98	1257
	MRB-400/350	4" to 3-1/2"	357-R	RE109	1258
 PVC PLASTIC	PB-50	1/2"	IB-50	931	222-TB
	PB-75	3/4"	IB-75	932	223-TB
	PB-100	1"	IB-100	933	224
	PB-125	1-1/4"	IB-125	934	225-TB
	PB-150	1-1/2"	IB-150	935	226
	PB-200	2"	IB-200	936	227
	PB-250	2-1/2"	IB-250	937	228-TB
	PB-300	3"	IB-300	938	229-TB
	PB-350	3-1/2"	IB-350	939	230-TB
	PB-400	4"	IB-400	940	231
	PB-500	5"	IB-500	941	233
	PB-600	6"	IB-600	942	234



INDUSTRIAL FITTINGS CROSS REFERENCE


















Image	Orbit #	Trade Size	O-Z Gedney	Crouse-Hinds	ABB
Rigid Conduit Bushings					
	MCBI-50	1/2"	IBC-50	-	1222
	MCBI-75	3/4"	IBC-75	-	1223
	MCBI-100	1"	IBC-100	-	1224
	MCBI-125	1-1/4"	IBC-125	-	1225
	MCBI-150	1-1/2"	IBC-150	-	1226
	MCBI-200	2"	IBC-200	-	1227
	MCBI-250	2-1/2"	IBC-250	-	1228
	MCBI-300	3"	IBC-300	-	1229
	MCBI-350	3-1/2"	IBC-350	-	1230
	MCBI-400	4"	IBC-400	-	1231
MCBI-500	5"	IBC-500	-	586	
MCBI-600	6"	IBC-600	-	587	
	MGBLL-50	1/2"	GIB-50L-4AC	HGLL 1	3870-TB
	MGBLL-75	3/4"	GIB-75L-4AC	HGLL 2	3871-TB
	MGBLL-100	1"	GIB-100L-4AC	HGLL 3	3872
	MGBLL-125	1-1/4"	GIB-125L-4AC	HGLL 4	3873
	MGBLL-125-10	1-1/4"	GIB-125L-20AC	HGLL4 10	3883
	MGBLL-150	1-1/2"	GIB-150L-4AC	HGLL 5	3874
	MGBLL-150-10	1-1/2"	GIB-150L-20AC	HGLL5 10	3884
	MGBLL-200	2"	GIB-200L-4AC	HGLL 6	3875
	MGBLL-200-10	2"	GIB-200L-20AC	HGLL6 10	3885
	MGBLL-250	2-1/2"	GIB-250L-25AC	HGLL7 250	3993
	MGBLL-250-10	2-1/2"	GIB-250L-20AC	HGLL 7	3886
	MGBLL-300	3"	GIB-300L-25AC	HGLL8 250	3994
	MGBLL-300-10	3"	GIB-300L-20AC	HGLL 8	3887
	MGBLL-350	3-1/2"	GIB-350L-25AC	HGLL9 250	3995
	MGBLL-350-10	3-1/2"	GIB-350L-20AC	HGLL 9	3863
	MGBLL-400	4"	GIB-400L-25AC	HGLL10 250	3996
	MGBLL-400-10	4"	GIB-400L-20AC	HGLL 10	3864
	MGBLL-500	5"	GIB-500L-25AC	HGLL 11 250	3998
	MGBLL-500-30	5"	GIB-500L-20AC	HGLL 11	3865
	MGBLL-600	6"	GIB-600L-25AC	HGLL 12 250	3999
MGBLL-600-30	6"	GIB-600L-20AC	HGLL 12	3866	
	SME-50/75	1/2" to 3/4"	ME50-75	REA12	1245
	SME-75/100	3/4" to 1"	ME75-100	REA23	1246
	SME-100/125	1" to 1-1/4"	ME100-125	REA34	1244
Rigid Conduit Locknuts					
	SLN-50	1/2"	BL50	11X	141
	SLN-75	3/4"	BL75	12X	142-TB
	SLN-100	1"	BL100	13X	143
	SLN-125	1-1/4"	BL125	14X	144
	SLN-150	1-1/2"	BL150	15X	145
	SLN-200	2"	BL200	16X	146-TB
	SLN-250	2-1/2"	BL250	17X	147
	SLN-300	3"	BL300	18X	148
	SLN-350	3-1/2"	BL350	19X	149
	SLN-400	4"	BL400	20X	150
	SLN-500	5"	BL500	-	152
	SLN-600	6"	BL600	-	153
	SSLN-50	1/2"	BSLG50	SL1	141SL
	SSLN-75	3/4"	BSLG75	SL2	142SL
	SSLN-100	1"	BSLG100	SL3	143SL
	SSLN-125	1-1/4"	BSLG125	SL4	144SL
	SSLN-150	1-1/2"	BSLG150	SL5	145SL
	SSLN-200	2"	BSLG200	SL6	146SL
	SSLN-250	2-1/2"	BSLG250	SL7	-
	SSLN-300	3"	BSLG300	SL8	-
	SSLN-350	3-1/2"	BSLG350	SL9	-
	SSLN-400	4"	BSLG400	SL10	-
	SSLN-500	5"	BSLG500	SL11	-
	SSLN-600	6"	BSLG600	SL12	-
	GL-50	1/2"	101	GL11	106
	GL-75	3/4"	102	GL12	107
	GL-100	1"	103	GL13	108
	GL-125	1-1/4"	104	GL14	109
	GL-150	1-1/2"	105	GL15	110-TB
	GL-200	2"	106	GL16	111
	GL-250	2-1/2"	107	GL17	112-TB
	GL-300	3"	108	GL18	113-TB
	GL-350	3-1/2"	109	GL19	114
	GL-400	4"	110	GL20	115-TB
	GL-500	5"	112	-	-
	GL-600	6"	113	-	-

Image	Orbit #	Trade Size	O-Z Gedney	Crouse-Hinds	ABB
Rigid Conduit Locknuts					
	LTSR-50	1/2"	STG-50	SG1	5302
	LTSR-75	3/4"	STG-75	SG2	5303
	LTSR-100	1"	STG-100	SG3	5304
	LTSR-125	1-1/4"	STG-125	SG4	5305
	LTSR-150	1-1/2"	STG-150	SG5	5306
	LTSR-200	2"	STG-200	SG6	5307
	LTSR-250	2-1/2"	STG-250	SG7	5308
	LTSR-300	3"	STG-300	SG8	5309
	LTSR-350	3-1/2"	STG-350	SG9	-
	LTSR-400	4"	STG-400	SG10	5311
Rigid Conduit Support					
	MCCE-50	1/2"	PC-50ET	ETC50HD	EC-1/2
	MCCE-75	3/4"	PC-75ET	ETC75HD	EC-3/4
	MCCE-100	1"	PC-100ET	ETC100HD	EC-1
	MCCE-125	1-1/4"	PC-125ET	ETC125HD	EC-1-1/4
	MCCE-150	1-1/2"	PC-150ET	ETC150HD	EC-1-1/2
	MCCE-200	2"	PC-200ET	ETC200HD	EC-2
	MCCE-250	2-1/2"	PC-250ET	ETC250HD	EC-2-1/2
	MCCE-300	3"	PC-300ET	ETC300HD	-
	MCCR-50	1/2"	PC-50RA	RAC50HD	RC-1/2
	MCCR-75	3/4"	PC-75RA	RAC75HD	RC-3/4
	MCCR-100	1"	PC-100RA	RAC100HD	RC-1
	MCCR-125	1-1/4"	PC-125RA	RAC125HD	RC-1-1/4
	MCCR-150	1-1/2"	PC-150RA	RAC150HD	RC-1-1/2
	MCCR-200	2"	PC-200RA	RAC200HD	RC-2-SC
	MCCR-250	2-1/2"	PC-250RA	RAC250HD	RC-2-1/2
	MCCR-300	3"	PC-300RA	RAC300HD	RC-3
	MCCR-350	3-1/2"	PC-350RA	RAC350HD	RC-3-1/2
	MCCR-400	4"	PC-400RA	RAC400HD	RC-4-SC
	MCCP-50	1/2"	PC-50PAR	PARC50HD	PC-1/2
	MCCP-75	3/4"	PC-75PAR	PARC75HD	PC-3/4
	MCCP-100	1"	PC-100PAR	PARC100HD	PC-1
	MCCP-125	1-1/4"	PC-125PAR	PARC125HD	PC-1-1/4
	MCCP-150	1-1/2"	PC-150PAR	PARC150HD	PC-1-1/2
	MCCP-200	2"	PC-200PAR	PARC200HD	PC-2
	MCCP-250	2-1/2"	PC-250PAR	PARC250HD	PC-2-1/2
	MCCP-300	3"	PC-300PAR	PARC300HD	PC-3
	MCCP-350	3-1/2"	PC-350PAR	PARC350HD	PC-3-1/2
	MCCP-400	4"	PC-400PAR	PARC400HD	PC-4
	SRM1-50	1/2"	CL-50M	510	1276
	SRM1-75	3/4"	CL-75M	511	1277
	SRM1-100	1"	CL-100M	512	1278
	SRM1-125	1-1/4"	CL-125M	513	1279
	SRM1-150	1-1/2"	CL-150M	514	1280
	SRM1-200	2"	CL-200M	515	1281
	SRM1-250	2-1/2"	CL-250M	516	1282
	SRM1-300	3"	CL-300M	517	1283
	SRM1-350	3-1/2"	CL-350M	518	1284
	SRM1-400	4"	CL-400M	519	1285
	CBS-50	1/2"	CLB-50M	CB1	1350
	CBS-75	3/4"	CLB-75M	CB2	1350
	CBS-100	1"	CLB-100M	CB3	1350
	CBS-125	1-1/4"	CLB-125M	CB4	1351
	CBS-150	1-1/2"	CLB-150M	CB5	1351
	CBS-200	2"	CLB-200M	CB6	1351
	CBS-250	2-1/2"	CLB-250M	CB7	1352
	CBS-300	3"	CLB-300M	CB8	1352
	CBS-350	3-1/2"	CLB-350M	CB9	1353
	CBS-400	4"	CLB-400M	CB10	1353
	BCM-25	3/4" Jaw	BH-500	531	510
	BCM-38	7/8" Jaw	BH-502	533	502
	BCM-50	1" Jaw	BH-503	534	503-SC
Liquid Tight Connectors					
	NMLT-38	3/8"	NMM-01	LT38NM	LT38P
	NMLT-50	1/2"	NMM-11	LT50NM	LT50P
	NMLT-75	3/4"	NMM-21	LT75NM	LT75P
	NMLT-100	1"	NMM-31	LT100NM	LT100P
	NMLT-125	1-1/4"	-	LT125NM	LT125P
	NMLT-150	1-1/2"	-	LT150NM	LT150P
	NMLT-200	2"	-	LT200NM	LT200P



INDUSTRIAL FITTINGS CROSS REFERENCE














Image	Orbit #	Trade Size	O-Z Gedney	Crouse-Hinds	ABB
Liquid Tight Connectors					
 PVC PLASTIC	NMLT90-38	3/8"	NML-01	LT3890NM	LT938P
	NMLT90-50	1/2"	NML-11	LT5090NM	LT950P
	NMLT90-75	3/4"	NML-21	LT7590NM	LT975P
	NMLT90-100	1"	NML-31	LT10090NM	LT9100P
	NMLT90-125	1-1/4"	-	LT12590NM	LT9125P
	NMLT90-150	1-1/2"	-	LT15090NM	LT9150P
NMLT90-200	2"	-	LT20090NM	LT9200P	
 MALLEABLE IRON	MLT-38	3/8"	4Q-38	LT38	5231
	MLT-50	1/2"	4Q-50	LT50	5232
	MLT-75	3/4"	4Q-75	LT75	5233
	MLT-100	1"	4Q-100	LT100	5234-TB
	MLT-125	1-1/4"	4Q-125	LT125	5235
	MLT-150	1-1/2"	4Q-150	LT150	5236
	MLT-200	2"	4Q-200	LT200	5237
	MLT-250	2-1/2"	4Q-250	LT250	5238
	MLT-300	3"	4Q-300	LT300	5239
	MLT-350	3-1/2"	4Q-350	LT350	-
MLT-400	4"	4Q-400	LT400	5240	
 MALLEABLE IRON	MLTI-38	3/8"	4Q-38T	LTB38	5331
	MLTI-50	1/2"	4Q-50T	LTB50	5332
	MLTI-75	3/4"	4Q-75T	LTB75	5333
	MLTI-100	1"	4Q-100T	LTB100	5334-TB
	MLTI-125	1-1/4"	4Q-125T	LTB125	5335
	MLTI-150	1-1/2"	4Q-150T	LTB150	5336
	MLTI-200	2"	4Q-200T	LTB200	5337
	MLTI-250	2-1/2"	4Q-250T	LTB250	5338
	MLTI-300	3"	4Q-300T	LTB300	5339
	MLTI-350	3-1/2"	4Q-350T	LTB350	-
MLTI-400	4"	4Q-400T	LTB400	5340	
 ZINC DIE CAST	LT-38	3/8"	LMM-01	LT38DC	LT-200
	LT-50	1/2"	LMM-11	LT50DC	LT-201
	LT-75	3/4"	LMM-21	LT75DC	LT-202
	LT-100	1"	LMM-31	LT100DC	LT-203
	LT-125	1-1/4"	LMM-41	LT125DC	LT-204
	LT-150	1-1/2"	LMM-51	LT150DC	LT-205
	LT-200	2"	LMM-61	LT200DC	LT-206
	LT-250	2-1/2"	LMM-71	LT250DC	LT-207
	LT-300	3"	LMM-81	LT300DC	LT-208
	LT-350	3-1/2"	LMM-85	LT350DC	LT-209
LT-400	4"	LMM-91	LT400DC	LT-210	
 ZINC DIE CAST	LTI-38	3/8"	LMM-02	LTB38DC	LT-800
	LTI-50	1/2"	LMM-12	LTB50DC	LT-801
	LTI-75	3/4"	LMM-22	LTB75DC	LT-802
	LTI-100	1"	LMM-32	LTB100DC	LT-803
	LTI-125	1-1/4"	LMM-42	LTB125DC	LT-804
	LTI-150	1-1/2"	LMM-52	LTB150DC	LT-805
	LTI-200	2"	LMM-62	LTB200DC	LT-806
	LTI-250	2-1/2"	LMM-72	LTB250DC	LT-807
	LTI-300	3"	LMM-82	LTB300DC	LT-808
	LTI-350	3-1/2"	LMM-86	LTB350DC	LT-809
LTI-400	4"	LMM-92	LTB400DC	LT-810	
 MALLEABLE IRON	MLTILL-38	3/8"	4Q-38LT	LTB38G	5331GR
	MLTILL-50	1/2"	4Q-50LT	LTB50G	5332GR
	MLTILL-75	3/4"	4Q-75LT	LTB75G	5333GR
	MLTILL-100	1"	4Q-100LT	LTB100G	5334GR
	MLTILL-125	1-1/4"	4Q-125LT	LTB125G	5335GR
	MLTILL-150	1-1/2"	4Q-150LT	LTB150G	-
	MLTILL-200	2"	4Q-200LT	LTB200G	-
	MLTILL-250	2-1/2"	4Q-250LT	LTB250G	5338GR
	MLTILL-300	3"	4Q-300LT	LTB300G	5339GR
	MLTILL-350	3-1/2"	4Q-350LT	LTB350G	-
MLTILL-400	4"	4Q-400LT	LTB400G	5340GR	
 MALLEABLE IRON	MLT45-38	3/8"	4Q-438	LT3845	5241
	MLT45-50	1/2"	4Q-450	LT5045	5242
	MLT45-75	3/4"	4Q-475	LT7545	5243
	MLT45-100	1"	4Q-4100	LT10045	5244
	MLT45-125	1-1/4"	4Q-4125	LT12545	5245
	MLT45-150	1-1/2"	4Q-4150	LT15045	5246
	MLT45-200	2"	4Q-4200	LT20045	5247
	MLT45-250	2-1/2"	4Q-4250	LT25045	5248
	MLT45-300	3"	4Q-4300	LT30045	5249
	MLT45-350	3-1/2"	-	LT35045	-
MLT45-400	4"	4Q-4400	LT40045	5250	

Image	Orbit #	Trade Size	O-Z Gedney	Crouse-Hinds	ABB
Liquid Tight Connectors					
 MALLEABLE IRON	MLTI45-38	3/8"	4Q-438T	LTB3845	5341
	MLTI45-50	1/2"	4Q-450T	LTB5045	5342
	MLTI45-75	3/4"	4Q-475T	LTB7545	5343
	MLTI45-100	1"	4Q-4100T	LTB10045	5344
	MLTI45-125	1-1/4"	4Q-4125T	LTB12545	5345
	MLTI45-150	1-1/2"	4Q-4150T	LTB15045	5346
	MLTI45-200	2"	4Q-4200T	LTB20045	5347
	MLTI45-250	2-1/2"	4Q-4250T	LTB25045	5348
	MLTI45-300	3"	4Q-4300T	LTB30045	5349
	MLTI45-350	3-1/2"	-	LTB35045	-
MLTI45-400	4"	4Q-4400T	LTB40045	5350	
 MALLEABLE IRON	MLTI45LL-38	3/8"	4Q-438LT	LTB3845G	5341GR
	MLTI45LL-50	1/2"	4Q-450LT	LTB5045G	5342GR
	MLTI45LL-75	3/4"	4Q-475LT	LTB7545G	5343GR
	MLTI45LL-100	1"	4Q-4100LT	LTB10045G	5344GR
	MLTI45LL-125	1-1/4"	4Q-4125LT	LTB12545G	5345GR
	MLTI45LL-150	1-1/2"	4Q-4150LT	LTB15045G	-
	MLTI45LL-200	2"	4Q-4200LT	LTB20045G	-
	MLTI45LL-250	2-1/2"	4Q-4250LT	LTB25045G	5348GR
	MLTI45LL-300	3"	4Q-4300LT	LTB30045G	5349GR
	MLTI45LL-350	3-1/2"	-	LTB35045G	-
MLTI45LL-400	4"	4Q-4400LT	LTB40045G	5350GR	
 MALLEABLE IRON	MLT90-38	3/8"	4Q-938	LT3890	5251
	MLT90-50	1/2"	4Q-950	LT5090	5252
	MLT90-75	3/4"	4Q-975	LT7590	5253
	MLT90-100	1"	4Q-9100	LT10090	5254
	MLT90-125	1-1/4"	4Q-9125	LT12590	5255
	MLT90-150	1-1/2"	4Q-9150	LT15090	5256
	MLT90-200	2"	4Q-9200	LT20090	5257
	MLT90-250	2-1/2"	4Q-9250	LT25090	5258
	MLT90-300	3"	4Q-9300	LT30090	5259
	MLT90-350	3-1/2"	-	LT35090	-
MLT90-400	4"	4Q-9400	LT40090	5260	
 MALLEABLE IRON	MLTI90-38	3/8"	4Q-938T	LTB3890	5351
	MLTI90-50	1/2"	4Q-950T	LTB5090	5352
	MLTI90-75	3/4"	4Q-975T	LTB7590	5353
	MLTI90-100	1"	4Q-9100T	LTB10090	5354
	MLTI90-125	1-1/4"	4Q-9125T	LTB12590	5355
	MLTI90-150	1-1/2"	4Q-9150T	LTB15090	5356
	MLTI90-200	2"	4Q-9200T	LTB20090	5357
	MLTI90-250	2-1/2"	4Q-9250T	LTB25090	5358
	MLTI90-300	3"	4Q-9300T	LTB30090	5359
	MLTI90-350	3-1/2"	-	LTB35090	-
MLTI90-400	4"	4Q-9400T	LTB40090	5360	
 ZINC DIE CAST	LT90-38	3/8"	LML-01	LT3890DC	LT-290
	LT90-50	1/2"	LML-11	LT5090DC	LT-291
	LT90-75	3/4"	LML-21	LT7590DC	LT-292
	LT90-100	1"	LML-31	LT10090DC	LT-293
	LT90-125	1-1/4"	LML-41	LT12590DC	LT-294
	LT90-150	1-1/2"	LML-51	LT15090DC	LT-295
	LT90-200	2"	LML-61	LT20090DC	LT-296
	LT90-250	2-1/2"	LML-71	LT25090DC	LT-297
	LT90-300	3"	LML-81	LT30090DC	LT-298
	LT90-400	4"	LML-91	LT40090DC	LT-2910
 ZINC DIE CAST	LT190-38	3/8"	LML-02	LTB3890DC	LT-890
	LT190-50	1/2"	LML-12	LTB5090DC	LT-891
	LT190-75	3/4"	LML-22	LTB7590DC	LT-892
	LT190-100	1"	LML-32	LTB10090DC	LT-893
	LT190-125	1-1/4"	LML-42	LTB12590DC	LT-894
	LT190-150	1-1/2"	LML-52	LTB15090DC	-
	LT190-200	2"	LML-62	LTB20090DC	LT-896
	LT190-250	2-1/2"	LML-72	LTB25090DC	LT-897
	LT190-300	3"	LML-82	LTB30090DC	-
	LT190-350	3-1/2"	LML-86	LTB35090DC	-
LT190-400	4"	LML-92	LTB40090DC	-	

INDUSTRIAL FITTINGS CROSS REFERENCE

























Image	Orbit #	Trade Size	O-Z Gedney	Crouse-Hinds	ABB
Liquid Tight Connectors					
	MLTI90LL-38	3/8"	4Q-938LT	LTB3890G	5351GR
	MLTI90LL-50	1/2"	4Q-950LT	LTB5090G	5352GR
	MLTI90LL-75	3/4"	4Q-975LT	LTB7590G	5353GR
	MLTI90LL-100	1"	4Q-9100LT	LTB10090G	5354GR
	MLTI90LL-125	1-1/4"	4Q-9125LT	LTB12590G	5355GR
	MLTI90LL-150	1-1/2"	4Q-9150LT	LTB15090G	-
	MLTI90LL-200	2"	4Q-9200LT	LTB20090G	-
	MLTI90LL-250	2-1/2"	4Q-9250LT	LTB25090G	5358GR
	MLTI90LL-300	3"	4Q-9300LT	LTB30090G	5359GR
	MLTI90LL-350	3-1/2"	-	LTB35090G	-
MLTI90LL-400	4"	4Q-9400LT	LTB40090G	5360GR	
Cast Device Boxes and Covers					
	1MFD-50	1/2"	FD-1-50L	FDM1	FD1-TB
	1MFD-75	3/4"	FD-1-75L	FDM2	FD2-TB
	1MFD-100	1"	FD-1-100L	FDM3	FD3-TB
	1MFDC-50	1/2"	FDC-1-50L	FDCM1	FDC1-TB
	1MFDC-75	3/4"	FDC-1-75L	FDCM2	FDC2-TB
	1MFDC-100	1"	FDC-1-100L	FDCM3	FDC3-TB
	1MFS-50	1/2"	FS-1-50L	FSM1	FS1-TB
	1MFS-75	3/4"	FS-1-75L	FSM2	FS2-TB
	1MFS-100	1"	-	FSM3	FS3-TB
	1MFSC-50	1/2"	FSC-1-50L	FSCM1	FSC1-TB
	1MFSC-75	3/4"	FSC-1-75L	FSCM2	FSC2-TB
	1MFSC-100	1"	-	FSCM3	FSC3-TB
	1MFC-B	-	FSK-1B-C	FBCM1	-
	1MFC-D	-	FSK-1DR-C	RCM1	-
	1MFC-TS	-	FSK-1TSG-C	SWCM1	-
	1SFC-B	-	FSK-1B	FBCS1	DSS100-TB
	1SFC-D	-	FSK-1DR	RCS1	DS23-TB
	1SFC-G	-	-	GFICS1	-
	1SFC-TS	-	FSK-1TS	SWCS1	DS32-TB
	FG-1	-	FS-GKR-1N	FSGSK1	-
Service Entrance Fittings					
	EC-50	1/2"	ECO-100	EH1	SH-101
	EC-75	3/4"	ECO-101	EH2	SH-102
	EC-100	1"	ECO-102	EH3	SH-103
	EC-125	1-1/4"	ECO-103	EH4	SH-104
	EC-150	1-1/2"	ECO-104	EH5	SH-105
	EC-200	2"	ECO-105	EH6	SH-106
	EC-250	2-1/2"	ECO-106	EH7	SH-107
	EC-300	3"	ECO-107	EH8	SH-108
	EC-300L	3"	-	-	-
	EC-350	3-1/2"	ECO-108	EH9	SH-109
EC-400	4"	ECO-109	EH10	SH-110	
	SLB-50	1/2"	SLB-50	SLB1	ASLB-1
	SLB-75	3/4"	SLB-75	SLB2	ASLB-2
	SLB-100	1"	SLB-100	SLB3	ASLB-3
	SLB-125	1-1/4"	SLB-125	SLB4	ASLB-4
	SLB-150	1-1/2"	SLB-150	SLB5	ASLB-5
	SLB-200	2"	SLB-200	SLB6	ASLB-6
	WECC-100-8	1"	WC-1008	WTC1008	2433
	WECC-100-6	1"	WC-1006	WTC1006	2434
	WECC-100-4	1"	WC-1004	WTC1004	2438
	WECC-125-3	1-1/4"	WC-1252	WTC1253	2442
	WECC-125-2	1-1/4"	-	WTC1252	2443
	WECC-125-1	1-1/4"	WC-1252N	WTC1251	2446
	WECC-150-10	1-1/2"	WC-1502	WTC1501	2454
	WECC-150-20	1-1/2"	-	WTC1502	2447
	WECC-150-30	1-1/2"	-	-	2447
	WECC-200-10	2"	WC-2002	WTC2001	-
	WECC-200-20	2"	WC-2003	WTC2002	-
	WECC-200-30	2"	WC-2004	WTC2003	-
	WECC-200-40	2"	WC-2004N	WTC2004	2448
	WECC-200-40N	2"	-	WTC2004A	-

Image	Orbit #	Trade Size	O-Z Gedney	Crouse-Hinds	ABB
Strain Relief Cord- Grip Connectors					
	SCG-50-125/250	1/2"	CG-1250S	CG50 250	2920
	SCG-50-250/350	1/2"	CG-1850S	CG50 350	2920
	SCG-50-350/450	1/2"	CG-3150S	CG50 450	2921
	SCG-50-450/560	1/2"	CG-3750S	CG50 560	2921
	SCG-50-560/650	1/2"	CG-5050S	CG50 650	2922
	SCG-75-125/250	3/4"	CG-1275S	CG75 250	2930
	SCG-75-250/350	3/4"	CG-2575S	CG75 350	2930
	SCG-75-350/450	3/4"	CG-3775S	CG75 450	2931
	SCG-75-450/560	3/4"	CG-5075S	CG75 560	2931
	SCG-75-560/650	3/4"	CG-5075S	CG75 650	2932
	SCG-75-650/750	3/4"	CG-6275S	CG75 750	2932
	SCG-75-750/850	3/4"	CG-7575S	CG75 850	-
	SCG-100-450/560	1"	CG-37100S	CG100 560	2940
	SCG-100-560/650	1"	CG-50100S	CG100 650	2941
	SCG-100-650/750	1"	CG-62100S	CG100 750	2941
SCG-100-750/850	1"	CG-75100S	CG100 850	2942	
SCG-100-850/950	1"	CG-87100S	CG100 950	2942	
SCG-100-950/1050	1"	CG-87100S	CG100 1050	-	
	NGC-38-197/394	3/8"	NCG-01	NCG38 35	CC-NPT38-B
	NGC-50-384/551	1/2"	NCG-11	NCG50 50	CC-NPT12-B
	NGC-75-551/709	3/4"	NCG-21	NCG75 75	CC-NPT34-B
	NGC-100-709/984	1"	NCG-32	NCG100 100	CC-NPT1-B
Concrete Slab Inserts					
	MCSI-50	1/2"	EF-50	-	-
	MCSI-75	3/4"	EF-75	-	-
	MCSI-100	1"	EF-100	-	-
	MCSI90-50	1/2"	EFL-50	-	-
	MCSI90-75	3/4"	EFL-75	-	-
	MCSI90-100	1"	EFL-100	-	-
Groundings					
	GRC-50	1/2"	GRC-50-02B	GRC1	-
	GRC-58	5/8"	GRC-62-02B	GRC58	-
	GRC-75	3/4"	GRC-75-10B	GRC2	-
	GCB-50/100	1/2" to 1"	GC-100-02B	-	-
	GCB-125/200	1-1/4" to 2"	GC-200-02B	-	-
	GCB-250/400	2-1/2" to 4"	-	-	-
	GCB-450/600	4-1/2" to 6"	-	-	-
	GCBR-50/100	1/2" to 1"	-	-	-
	GCA-50/100	1/2" to 1"	GCA-100-04B	-	-
	GCA-125/200	1-1/4" to 2"	-	-	-
	GCA-250/400	2-1/2" to 4"	-	-	-
	GCA-450/600	4-1/2" to 6"	-	-	-
	GCBB-50/100	1/2" to 1"	-	-	-
	GCBB-125/200	1-1/4" to 2"	-	-	-
	GCAB-50/100	1/2" to 1"	-	-	-
	GCAH-50/100	1/2" to 1"	-	-	-
	GCAH-125/200	1-1/4" to 2"	-	-	-
	GCH-50/100-50	1/2" to 1"	-	-	-
	GCH-50/100-75	1/2" to 1"	-	-	-
	GCH-50/100-100	1/2" to 1"	-	-	-
	AGS-50	1/2" to 1"	-	-	-
	AGS-75	1/2" to 1"	-	-	-
	AGS-100	1/2" to 1"	-	-	-
	H-50	1/2"	-	-	-
	H-75	3/4"	-	-	-
	H-100	1"	-	-	-



Form 7 Gray Iron Conduit Bodies and Covers Up to 4"!



Form 8 Gray Iron Conduit Bodies and Covers Up to 4"!



Malleable Iron Conduit Bodies Up to 4"!



Aluminum Conduit Bodies and Covers

With Covers and Gaskets



Conduit Bodies Only



Covers and Gaskets



Orbit Industrial Conduit Bodies Cross Reference

Orbit #	O-Z Gedney	Crouse-Hinds	ABB
Form 7	FM7/Form 7	Form 7	Form 7
Form 8	FM8	Form 8	Form 8
Malleable Iron	Form 35/ Spec 5	Form 5	Series 35
Aluminum	Form 85	Series 5	Threaded Aluminum
Aluminum Mogul	Mogul LBD (N)	Mogul LBNEC	Mogul MALB