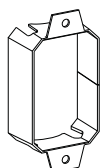


## ACCESSORIES

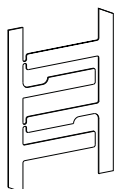
Cat. No.	Description	Std. Pkg.
<b>SB-EXT</b>	Switch Box Extension fits any 1-Gang Box, adjustable from 1/4" to 1" to shield combustible wall surfaces from wiring system, 3.5 Cu. In.	25
<b>SBS</b>	Switch Box Support with bendable tabs, 20GA	100
<b>DLR-1G</b>	Device Leveler and Retainer, 1-Gang	50
<b>OWG</b>	Clips and locks old-work steel boxes tightly to wall. 2 required per box	100
<b>EOWB</b>	Ear for old work boxes with screws	100



SB-EXT



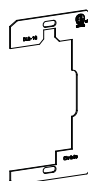
Installation View



SBS



Installation View



DLR-1G



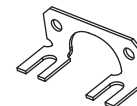
Installation View



OWG



Installation View



EOWB



Installation View

## NAIL SAFETY PLATES

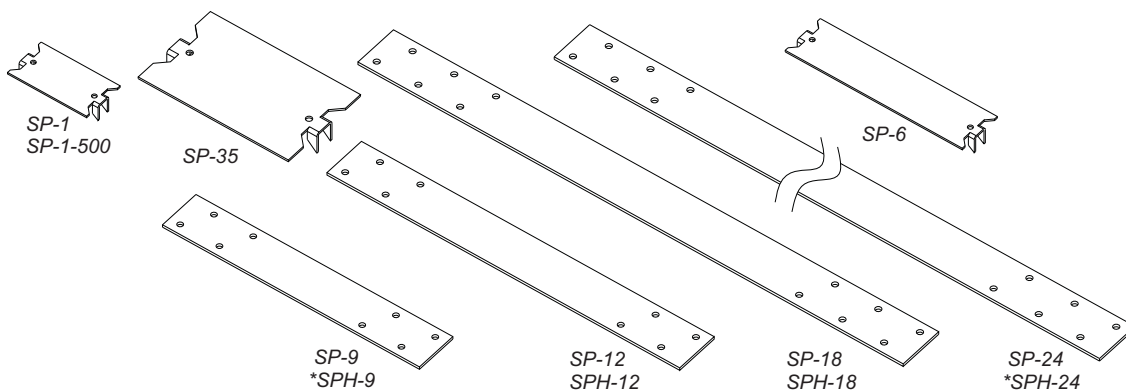
### PRODUCT FEATURES

- Provides protection from nail and screw penetration

Cat. No.	Features	Dimensions (W x L)	Thickness	Std. Pkg.
<b>SP-1</b>	With 2 Mounting Prongs & 1 Nail Hole each end	1.5" x 2.75"	16 GA	100
<b>SP-1-500</b>	With 2 Mounting Prongs & 1 Nail Hole each end	1.5" x 2.75"	16 GA	500
<b>SP-35</b>	With 2 Mounting Prongs & 1 Nail Hole each end	3" x 5"	16 GA	100
<b>SP-6</b>	With 2 Mounting Prongs & 1 Nail Hole each end	1.5" x 6"	16 GA	100
<b>SP-9</b>	With 4 Nail Holes each end	1.5" x 9"	16 GA	50
<b>SP-12</b>	With 4 Nail Holes each end	1.5" x 12"	16 GA	50
<b>SP-18</b>	With 6 Nail Holes each end	1.5" x 18"	16 GA	50
<b>SP-24</b>	With 6 Nail Holes each end	1.5" x 24"	16 GA	50
<b>*SPH-9</b>	Heavy-Duty, With 4 Nail Holes each end	1.5" x 9"	12 GA	50
<b>SPH-12</b>	Heavy-Duty, With 4 Nail Holes each end	1.5" x 12"	12 GA	50
<b>SPH-18</b>	Heavy-Duty, With 6 Nail Holes each end	1.5" x 18"	12 GA	50
<b>*SPH-24</b>	Heavy-Duty, With 6 Nail Holes each end	1.5" x 24"	12 GA	50



INSTALLATION VIEW



\*While Supplies Last